

# Buffalo Check Baby Quilt



Krista Moser  
The Quilted Life


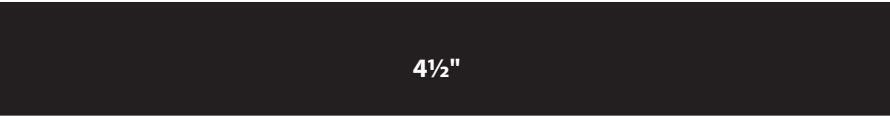
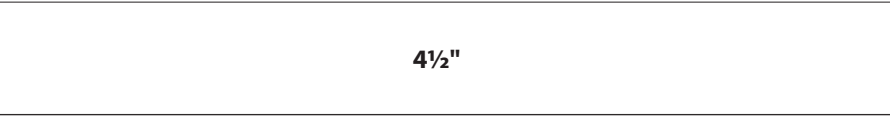
FINISHED SIZE 37" x 39"

# CUTTING INSTRUCTIONS

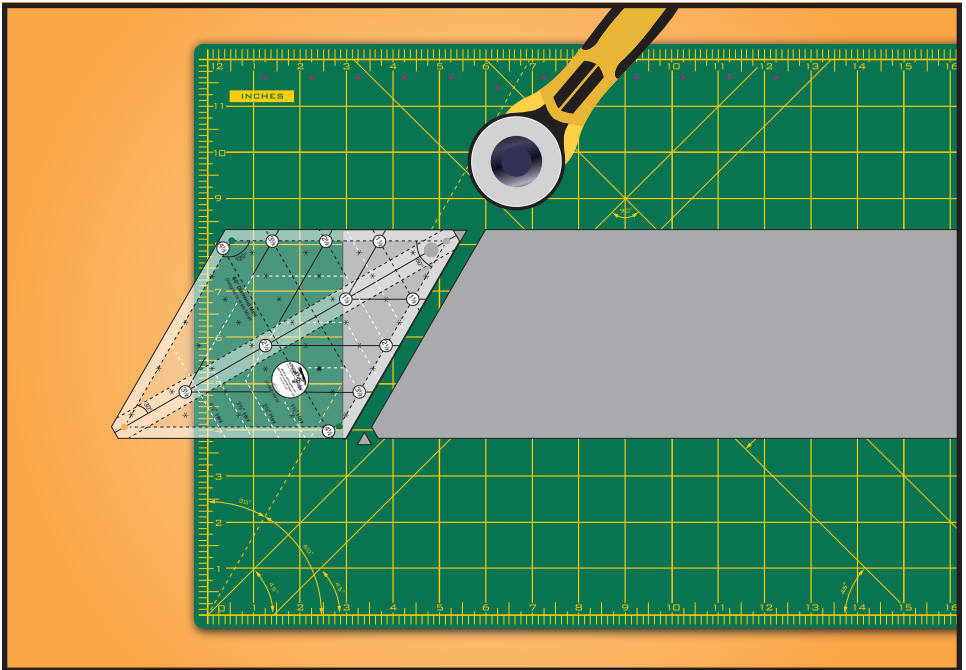
*(These strips are cut selvage to selvage)*

From white and black fabric, cut (4) 4½" strips.

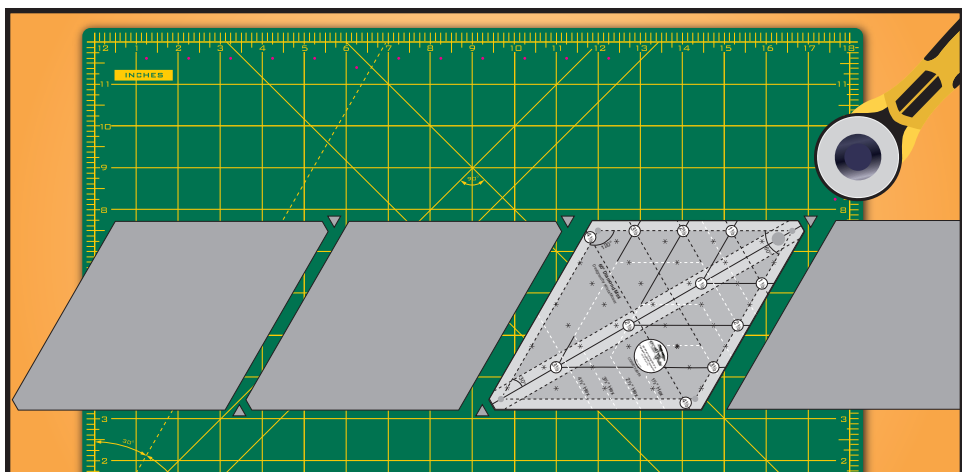
From gray fabric, cut (6) 4½" strips.



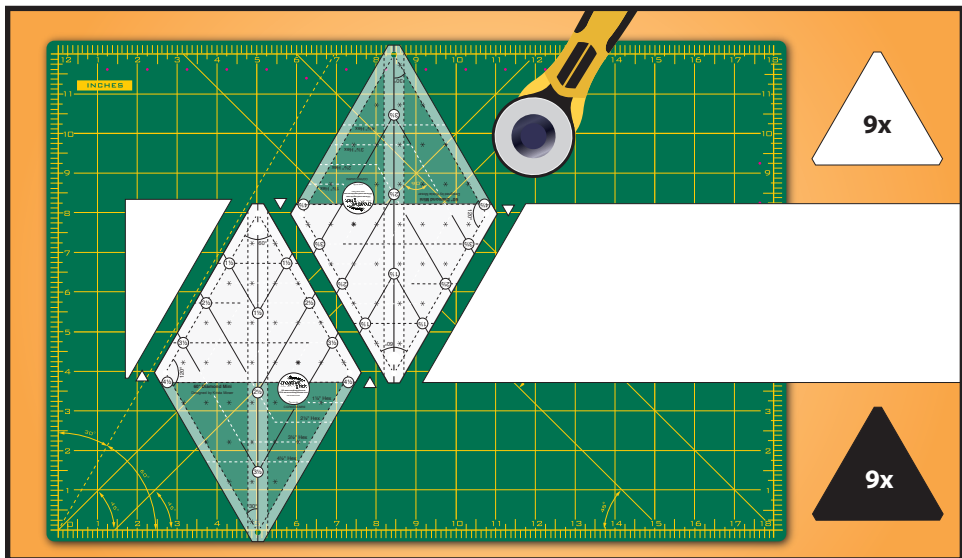
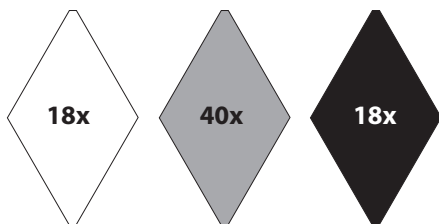
# MAKING THE QUILT




1. Open all strips and with right side facing up, trim the end off at a 60° angle.




**2.** Move the ruler down the strip cutting  $4\frac{1}{2}$ " diamonds by lining up both the top and bottom edges of the strip with the edges of the ruler. Cut on both sides of the ruler. Use the flat tips of the ruler to remove the little points off each end. This will help with piecing accuracy later. You will need 18 black and white diamonds and 40 gray diamonds.



**3.** Cut  $4\frac{1}{2}$ " triangles by aligning the  $4\frac{1}{2}$ " triangle line along the bottom edge of the strip and the flat tip at the top edge. Cut on both sides of the ruler. Trim off the little points on the outside edges of the ruler so the triangle has three flat tips. Rotate the ruler  $180^\circ$  and make the next cut. Continue to work down the strip in this manor. You will need 9 black and 9 white triangles (there are no gray triangles).



**4.** Lay out the diamonds and triangles into diagonal rows of black and gray, and rows of white and gray, as shown above. Once all your pieces are laid out, sew them together in diagonal rows. Press these seams open.



**5.** Sew the diagonal rows together as shown. Trim the right and left edges along the dotted line. You may want to sew a stay-stitch  $\frac{1}{8}$ " from the edge all the way around the quilt top to stabilize it before quilting.

# FINAL ASSEMBLY DIAGRAM

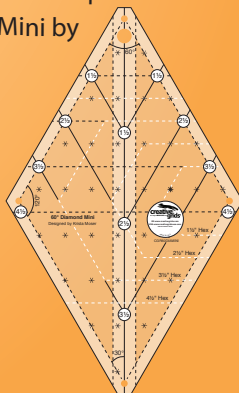


## FABRIC REQUIREMENTS

- $\frac{5}{8}$  yd white fabric
- $\frac{5}{8}$  yd black fabric
- $\frac{7}{8}$  yd gray fabric
- $\frac{1}{3}$  yd binding fabric
- $1\frac{1}{4}$  yds backing fabric

## TOOLS

Creative Grids Non-Slip  
60° Diamond Mini by  
**Krista Moser**



 [krista\\_moser](#) #buffalochekkbabyquilt

BUFFALO CHECK BABY QUILT

©2019 The Quilted Life

[kristamoser.com](#)